









BOEKENTAS MAKEN

	<p><i>Ik kijk in mijn agenda.</i></p>
	<p><i>Ik verzamel wat ik nodig heb.</i></p>
	<p><i>Ik kijk na.</i></p>
	<p><i>Ik stop weg.</i></p>

KLAS BINNENKOMEN

 An illustration of a coat hanging on a rack with several hooks. An arrow points from the coat towards the rack.	<p><i>Ik hang mijn jas aan de kapstok/stoel.</i></p>
 An illustration of school supplies including a stack of books, a pencil case, and a pencil. An arrow points from the supplies towards the right.	<p><i>Ik neem mijn agenda en pennenzak.</i></p>
 An illustration of a desk and a chair. A book bag is placed on the floor next to the desk.	<p><i>Ik zet mijn boekentas op zijn plaats.</i></p>
 An illustration of a person sitting at a desk, ready to work or study.	<p><i>Ik ga zitten.</i></p>

EEN OPDRACHT MAKEN

	<p><i>Ik luister naar de opdracht.</i></p>
	<p><i>Ik maak mijn werk.</i></p>
	<p><i>Ik vraag hulp.</i></p>
	<p><i>Ik controleer mijn werk.</i></p>